



BLAZER BULLETIN

A MONTHLY SCHOOL NEWSLETTER

AUGUST 2020



VISION

Every learner is inspired and supported to be a confident, innovative, and dynamic thinker who will shape a new and better world for the future.

MISSION

Our learning community is committed to providing high quality learning experiences that will empower students to pursue personal passions and ambitious goals through self-efficacy, innovation, and perseverance.

THE PRINCIPALS MESSAGE

It's finally here! A new school year and the excitement it brings with it. I would like to extend a warm welcome to all our new and returning Blazer Families!

We cannot wait to see each of our Blazers on the first day of school, whether it is virtually or in person. While this year will look and feel different, we know that we will persevere and strive hard to learn and grow from these experiences.

I am thrilled to share that The Alliance for a Healthier Generation has recently named Elisa Nelson Elementary School to the 2020 list of America's Healthiest Schools. Our school will be receiving the National Healthy Schools Silver Award. Congratulations Blazers! I want to especially thank Coach Rosenberg, Coach Hemberger, and School Counselor, Mrs. Rice for their outstanding efforts in planning initiatives to ensure the health and well-being of our staff, students, and families.

This year, we will continue to thrive and achieve as individuals and as a school community. It is my honor to work alongside the 2020-2021 PTA board led by President, Barbra Antonelli. This group of dedicated parents are hard at work planning for opportunities to bring our community together. Stay tuned!

As we get ready to take on this school year and some of its uncertainties, remember that the success of our efforts will depend on our ability to collaborate and support each other. We may be distanced but let us unite purposefully to make this a year of academic excellence, friendship, and well-being for all in our school family.

Go Blazers!

Hema Adhia

Principal.

I am proud of all that we have achieved in our first year and know that the best is yet to come.



*A note from
Ms. Alford*

ASSISTANT PRINCIPAL

Dear Blazer Families,

It is an honor to introduce myself as the Assistant Principal of Elisa Nelson Elementary School. I hope you enjoyed a restful summer and are ready to start a new school year. Since officially joining the Blazer family in July, I have been working closely with Ms. Adhia and the amazing teachers and staff of Elisa Nelson Elementary School. I have been continually impressed by the student-centered culture and commitment to excellence.

Although we are entering a unique year, I want to assure you that we are committed to a thoughtful, careful, and collaborative approach to school reopening. I cannot wait to welcome our students and get to know each personally. Please know that my door is always open. As we go forward together, I sincerely welcome and value your positive energy, dedication to excellence, and look forward to celebrating all of our successes with you throughout the upcoming year.

Here's to a fantastic year at Elisa Nelson Elementary School! Be ready to learn, grow, and thrive like never before. Whether you are coming back to traditional classrooms or virtual classrooms: welcome back Blazers!

All the best,

Calla P. Alford

CALLA P. ALFORD
ASSISTANT PRINCIPAL
ELISA NELSON ELEMENTARY SCHOOL
CENTER FOR GIFTED STUDIES AND LITERACY INNOVATION

REOPENING VIDEO

Please see this link to find out what you need to know about the school's reopening plan.

<https://www.youtube.com/watch?v=wmsrQ4rtULA&feature=youtu.be>



WATER BOTTLES



In cases when a reusable water bottle is not brought to school, the school is accepting donations of water bottle cases to be used when a child does not have a refillable water bottle.

DIGITAL LEARNING FROM HOME TIPS

Plan the day with your child

Even if you're following a lesson plan, it's good to brainstorm with your child about their day ahead.

Give them options. Ask them what they feel about doing tasks in certain ways. Give them time to adjust to the schedule.



Involve the family

Homeschooling involves integrating your child's educational schedule with your family's regular routine.

Have a chat with your family and know what their expectations are with the home school setup—and what is expected of them.



Keep in touch with teachers

Follow the teachers daily/weekly plans and follow up with any questions and/or concerns.

Teachers can also give you tips on how to effectively facilitate your kids' learning.



Use free resources

The school will provide the lessons, but you can also make use of other resources like worksheets available online to support or expand it.

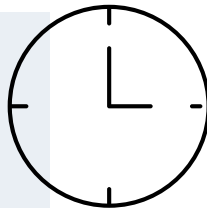


- Clever
- MyOn
- Khan Academy
- Renzulli Learning

Take breaks

It's a simple advice - and you can't underestimate the power of breaks.


Add it to your schedule and make it fun—or be spontaneous and flexible and take it when you can.



Be flexible

Learning from can be difficult, new, and frustrating.

Facilitate your child's study schedule closely, but be flexible to change it up based on your child's learning tendencies and emotional state at the time.





Beginning of the Year Information

DRIVE & DROP

August 21, 2020
7:00am - 8:30am

ELISA NELSON ELEMENTARY SCHOOL

SCHOOL SUPPLIES

Traditional Students:



Students can bring school supplies with them on the first day of school. Parents will not be able to assist students to their classroom. You may drop off supplies ahead of time during this Drive & Drop Event. Please have all items labeled with your child's name, grade, and homeroom teacher's name.

myPCS Online Students:

Students are invited to come through the car line to pick up a bag of materials needed at home (math consumable textbook, manipulatives, etc.). As a reminder, school supplies should be kept at home and used during distance learning.



YEARBOOKS

Yearbooks orders from last year are available for pick up during the Drive & Drop Event

SPIRIT WEAR

Items purchased through the PTA will be available for pick-up. **Go Blazers!**

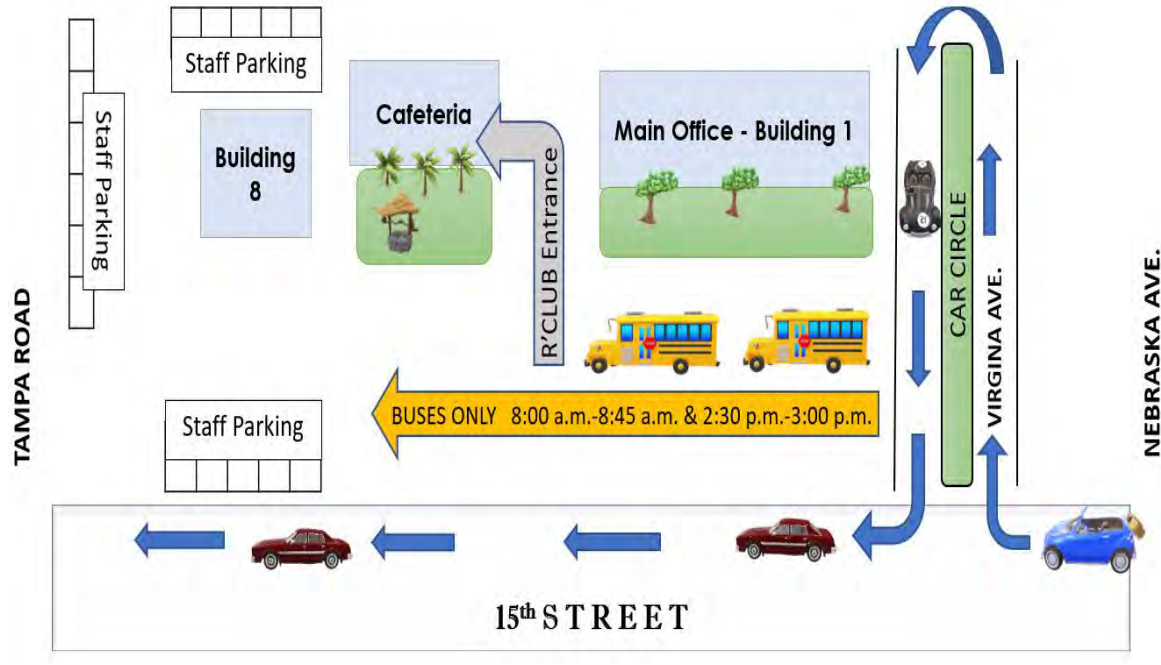


BEAUTIFICATION EVENT

Painted Rocks can be dropped off or brought to the first day of school for traditional students. Students learning through myPCS online may drop off their painted rock at the Drive & Drop event.



Morning Arrival & Afternoon Dismissal ROUTE & PROCEDURES



CAR CIRCLE

Hours: Morning: [8:15-8:40] Staff will begin supervision of students at 8:15am. Upon arrival *all* students will be directed to the cafeteria from 8:15am – 8:30am. For student safety, students are not permitted on campus before 8:15am. Classrooms will be open to students beginning at 8:30am. If your student is not eating breakfast, we encourage student arrivals after 8:30am. Students may report directly to their homeroom class at that time. The car circle will close at 8:40am. The instructional day will begin at 8:45am.

Afternoon: [2:55-3:15] To help support our social distancing processes, we are encouraging families of students in our lower grades (grades 1-3) to arrive promptly to the car circle at 2:55pm. We encourage families of our students in grades 4 and 5 to arrive at 3:05pm. Families of multiple students are asked to follow the encouraged schedule of their oldest child. The car line will close at 3:15pm. At that time, any remaining students will be asked to wait in the building 1 front hallway. Families will need to come to the front office to sign out their student.

GENERAL ENTRANCE TO CAR CIRCLE

The Elisa Nelson Car drop/off pick-up line will follow a one-way North to South route to keep traffic flowing. Parents are encouraged to travel south from Nebraska Avenue on 15th Street, then take a right on Virginia Avenue to enter the car circle. When exiting the car circle, please make a right turn onto 15th Street continuing South to Tampa Road.

Car Line Pick-Up:

- For safety reasons, there should be no cell-phone usage while parents are driving through the car circle.
- Only approved parents and guardians will be allowed to pick up a child from the car line.
- At the beginning of the school year, families will be provided with a colored sheet of paper or tag. These will need to be marked with the child's name and grade. Parents and guardians must place this sheet of paper on their dashboards every day when picking up their child from the car circle.
- One staff member will be on the radio to read the last name shown in the dashboard and will communicate this to the staff member on the microphone/waiting posts. That child will then be called and told which line to go to (there are five lines).



Morning Arrival & Afternoon Dismissal

ROUTE & PROCEDURES

- Students can expect to hear their grade level, last name, and line number when called on the microphone.
 - Students should be listening for their names and waiting quietly in their grade level's area with their teachers.
-
- Line One begins at the end of the breezeway closest to 15th Street.
 - As parents drive closer to the student area, a staff member will hold up several fingers telling each car their child's line number. Please pull up and stop at this line number.
 - If a parent stops at the appropriate line number, but their child is not there, a staff member will ask that car to pull up to the silver fence beyond the breezeway. This helps traffic continue flowing while waiting for the child.
 - Once a car pulls up to the proper line, staff member will walk the child to the car. **Families will need to assist children into vehicles. Staff members will not be in direct contact with cars.** The cars need to remain parked until the staff member is back on the sidewalk.
 - Upon receiving their child, parents and guardians are expected to wait in the car line until the traffic begins instead of pulling out and going around the other cars. This is for everyone's safety.

BUS RIDERS

- Students who ride the bus will be expected to follow all Pinellas County School District Transportation Guidelines. All transportation questions regarding pick up/drop off locations and times will need to be addressed with the District Transportation Office.
- All busses assigned to Elisa Nelson will be color coded. At the beginning of the year, students will receive a color tag which matches their assigned bus. Teachers will attach these tags to student backpacks.
- Morning arrival – Students will exit the bus and be escorted to the nearest gate to enter the school campus. Students will be directed to breakfast - if needed - or their homeroom class. Late bus arrivals will be directed to breakfast – if needed – and then class.
- The driveway in front of the school is reserved for buses from 8:00 a.m. to 8:45 a.m. and 2:30 to 3:00 p.m. each school day.
- Parents must notify the office if their student will be picked up by anyone other than the parent. If you carpool, please notify the office in writing of any changes.

Afternoon Dismissal Process

- Students will walk with a teacher to the bus dismissal location. For the safety of all students, it is expected that students follow directions, maintain a minimal noise level, and follow social distancing practices.
- As busses will be color coded, students will be required to check in with a designated teacher at their bus color station. The teacher will verify the student's name on the bus roster and mark them present. Once checked in for their specific bus, students will line up quietly and wait for all students to be counted.
- As busses arrive, the teacher will walk the students through the gates. Students will walk in single file line and will be checked a second time as they enter the bus. Upon boarding the bus, students will follow the directions of their bus driver.
- In the case of a late bus, students will sit in the shade and will be encouraged to read quietly. Cell phones are not permitted. Students may also begin to work on any homework they may have.
- If a late bus has not arrived by 3:15, all students will be walked to the main office where they can call their parents to advise or determine alternative options.

WALKERS/R'CLUB/VANS

- Students will walk with a teacher to the bus dismissal location. For the safety of all students, it is expected that students follow directions, maintain a minimal noise level, and follow social distancing practices.
- Walkers/bike riders will exit campus at the front of the school. Students must walk their bike while on campus.
- Walkers/Bike Riders will exit campus using the crosswalk at the north side of the school entrance.
- Students who depart through Van services will load vehicles in the staff parking area.
- R'Club students will report directly to the cafeteria.



ELISA NELSON ELEMENTARY SCHOOL

Beautification Event

Blazer families are encouraged to participate in our annual beautification event. This year, help us continue to celebrate our school and grow in beauty by painting an individual rock (at home) to represent you! Rocks will be placed together on campus to celebrate our students' unique beauty and Blazer spirit!

Traditional Students: Please bring your completed rocks with you to the first day of school.

myPCSONline Students: Please bring your completed rocks to the *Drive & Drop* event on Friday, August 21st.

Thank you for your continued support



Carpool to School

Elisa Nelson Elementary School has joined the free Commute Tampa Bay school carpool match program

TBARTA's Commute Tampa Bay School Pool program connects families who would like to share a ride and form a carpool to and/or from school. The FREE online ride matching system allows you to create a profile with commute preferences and matches you with other families at our school whose daily commute is similar to yours.



Why carpool?

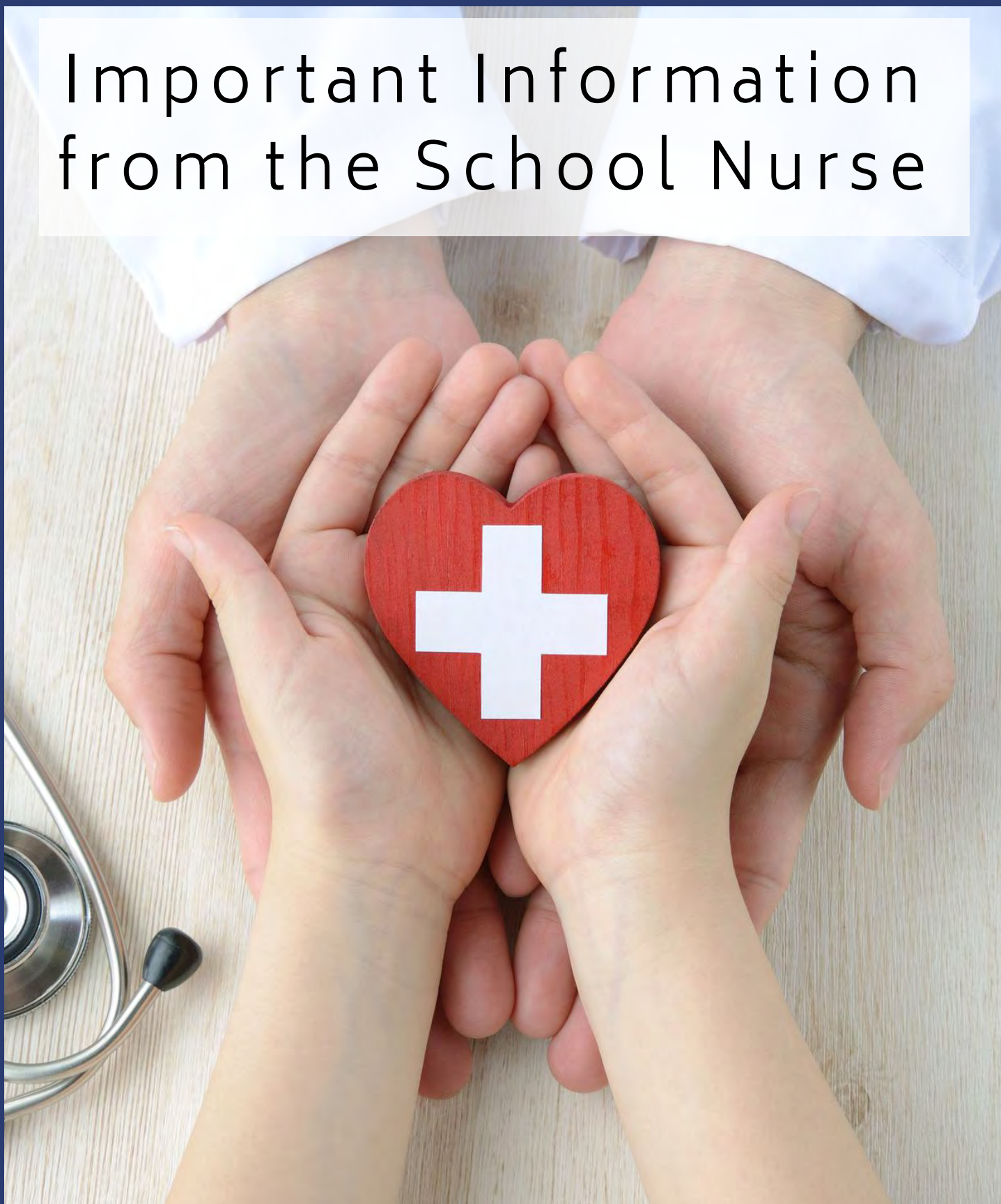
- Avoid school traffic congestion
- Save time, energy, gas
- Improve air quality
- Connect with other families

Sign up at <https://tbarta.rideproweb.com/sp/>

The TBARTA School Pool program is funded by a grant from the Florida Department of Transportation, and is not affiliated with the school board.

To learn more, visit TBARTA.com or call (800) 998 RIDE (7433)

Important Information from the School Nurse

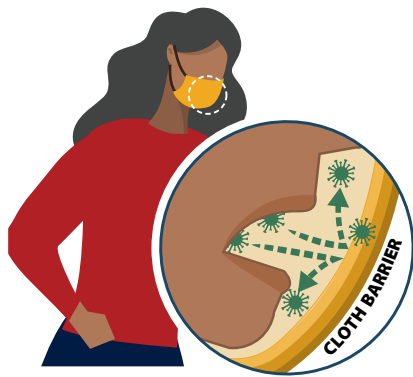
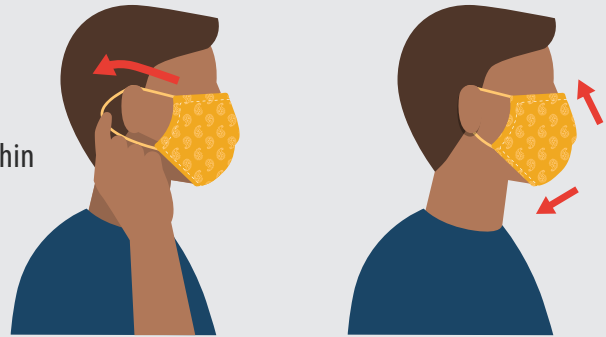


How to Safely Wear and Take Off a Cloth Face Covering

Accessible: <https://www.cdc.gov/coronavirus/2019-ncov/prevent-getting-sick/diy-cloth-face-coverings.html>

WEAR YOUR FACE COVERING CORRECTLY

- Wash your hands before putting on your face covering
- Put it over your nose and mouth and secure it under your chin
- Try to fit it snugly against the sides of your face
- Make sure you can breathe easily
- Do not place a mask on a child younger than 2



USE THE FACE COVERING TO HELP PROTECT OTHERS

- Wear a face covering to help protect others in case you're infected but don't have symptoms
- Keep the covering on your face the entire time you're in public
- Don't put the covering around your neck or up on your forehead
- Don't touch the face covering, and, if you do, clean your hands

FOLLOW EVERYDAY HEALTH HABITS

- Stay at least 6 feet away from others
- Avoid contact with people who are sick
- Wash your hands often, with soap and water, for at least 20 seconds each time
- Use hand sanitizer if soap and water are not available



TAKE OFF YOUR CLOTH FACE COVERING CAREFULLY, WHEN YOU'RE HOME

- Untie the strings behind your head or stretch the ear loops
- Handle only by the ear loops or ties
- Fold outside corners together
- Place covering in the washing machine
- Wash your hands with soap and water



Cloth face coverings are not surgical masks or N-95 respirators, both of which should be saved for health care workers and other medical first responders.

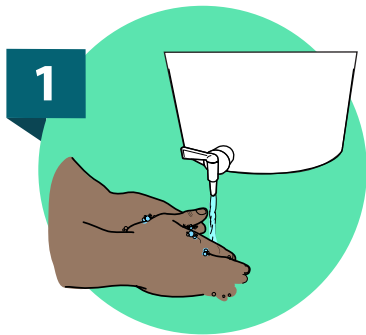
For instructions on making a cloth face covering, see:

[cdc.gov/coronavirus](https://www.cdc.gov/coronavirus)

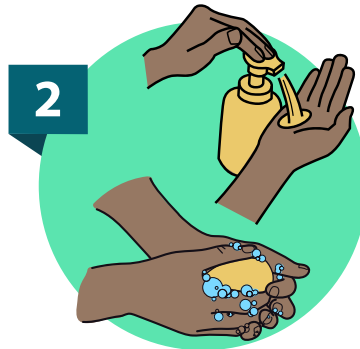
HANDWASHING

For use in global low-resource settings

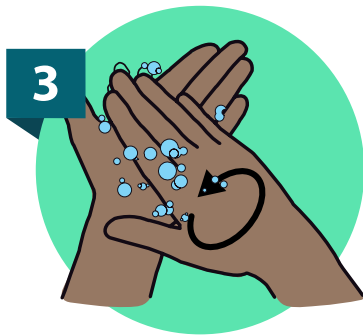
Wash hands with soap and water for at least 20 seconds. Use the cleanest water possible, for example from an improved source.* Use an alcohol-based hand rub that contains 60% alcohol if soap and water are not available.



Wet hands with water.



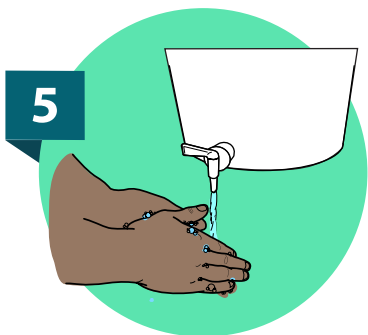
Apply enough soap to cover all hand surfaces.



Rub hands together and scrub everywhere.



Wash the front and back of your hands, in between your fingers, and under your nails.



Rinse hands with water.



Dry hands completely using a single-use towel or air dry.

WHEN TO WASH HANDS TO PREVENT COVID-19:

- **After** blowing your nose, coughing, or sneezing
- **After** being in a public place
- **Before** and **after** caring for someone who is sick

Remember to wash your hands after each of these activities to stay healthy:

- **Before, during, and after** preparing food
- **Before** eating food
- **After** changing diapers or cleaning up a child who has used the toilet
- **After** using the toilet or latrine
- **After** touching an animal, animal feed, or animal waste
- **After** touching garbage

*Water should be from an improved or protected water source. Learn more at <https://washdata.org>.



cdc.gov/coronavirus